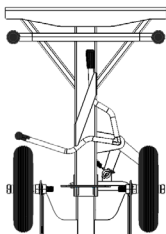





GLOBAL[™]
INDUSTRIAL

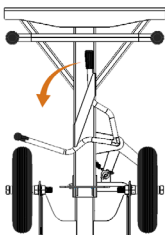
**Trailer Stabilizing
Quick Stand
Model #: 298721**

**100,000 Lb Capacity
DO NOT OVERLOAD**

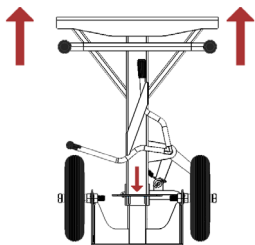
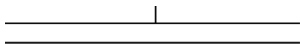


Secure and chock wheel of trailer.

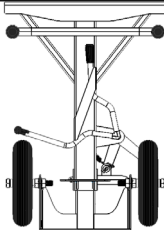
Place the stand in the center of the stabilizing stand.



Place light weight on foot stand.
Rotate the handle counter clockwise to disengage the pin and allow the stand height to change.



Allow the stand to rise to the height of the trailer. Replace the pin in the nearest hole. The trailer is now stabilized.



To remove the stand, remove the pin and press down on the foot stand to lower the stand. Once stand is lowered, replace pin. Pull and roll the stand out of the way before moving the trailer.